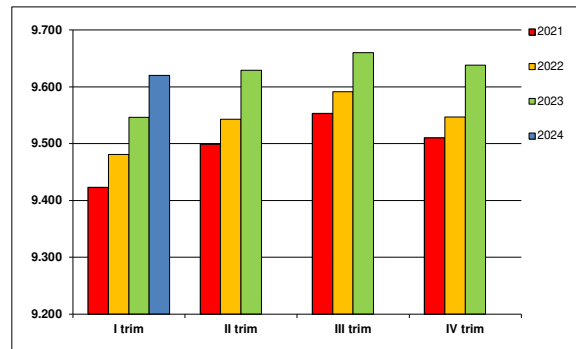
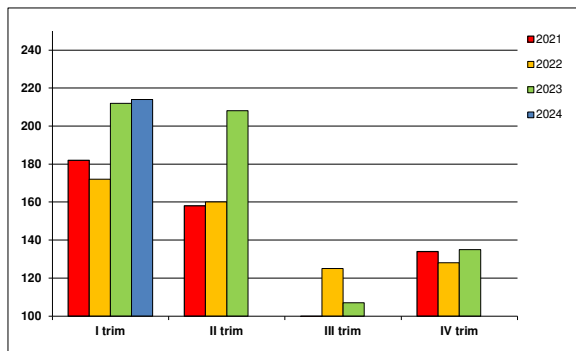


VALLE D'AOSTA: TREND TRIMESTRALE DELLE IMPRESE ATTIVE, ISCRITTE E CESSATE EXTRAGRICOLE

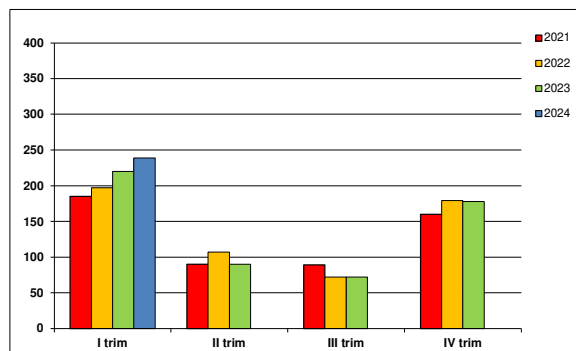
Attive extragricole							
	2018	2019	2020	2021	2022	2023	2024
I trim	9.513	9.463	9.389	9.423	9.481	9.546	9.620
II trim	9.544	9.492	9.431	9.499	9.543	9.629	
III trim	9.571	9.547	9.424	9.553	9.591	9.660	
IV trim	9.499	9.497	9.406	9.510	9.547	9.638	



Iscritte							
	2018	2019	2020	2021	2022	2023	2024
I trim	192	180	193	182	172	212	214
II trim	169	190	115	158	160	208	
III trim	137	137	117	99	125	107	
IV trim	148	139	137	134	128	135	



Cessate							
	2018	2019	2020	2021	2022	2023	2024
I trim	330	269	311	185	197	220	239
II trim	112	107	63	90	107	90	
III trim	126	105	137	89	72	72	
IV trim	227	198	152	160	179	178	



Fonte: Movimprese

