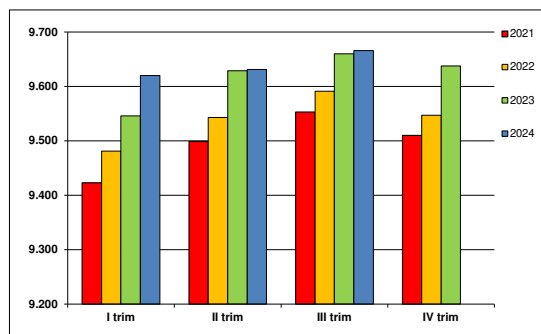
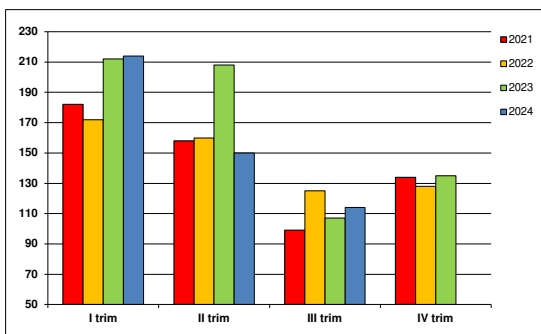


VALLE D'AOSTA: TREND TRIMESTRALE DELLE IMPRESE ATTIVE, ISCRITTE E CESSATE EXTRAGRICOLE

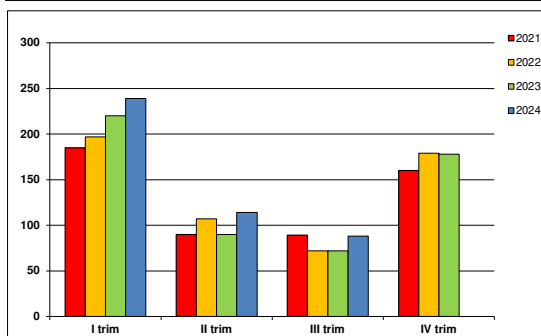
	Attive extragricole							
	2018	2019	2020	2021	2022	2023	2024	2025
I trim	9.513	9.463	9.389	9.423	9.481	9.546	9.620	
II trim	9.544	9.492	9.431	9.499	9.543	9.629	9.631	
III trim	9.571	9.547	9.424	9.553	9.591	9.660	9.666	
IV trim	9.499	9.497	9.406	9.510	9.547	9.638		



	Iscritte							
	2018	2019	2020	2021	2022	2023	2024	2025
I trim	192	180	193	182	172	212	214	
II trim	169	190	115	158	160	208	150	
III trim	137	137	117	99	125	107	114	
IV trim	148	139	137	134	128	135		



	Cessate							
	2018	2019	2020	2021	2022	2023	2024	2025
I trim	330	269	311	185	197	220	239	
II trim	112	107	63	90	107	90	114	
III trim	126	105	137	89	72	72	88	
IV trim	227	198	152	160	179	178		



Forte: Movimprese

